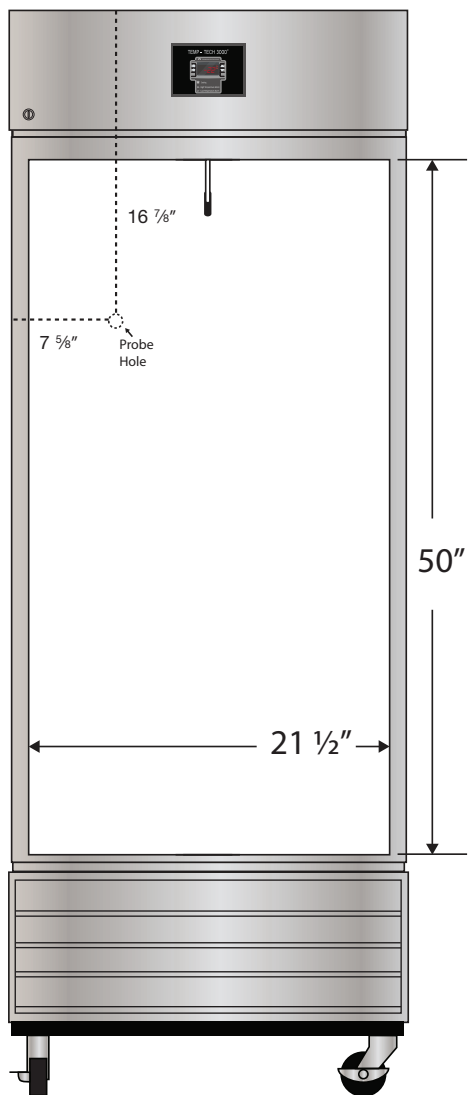
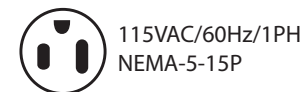
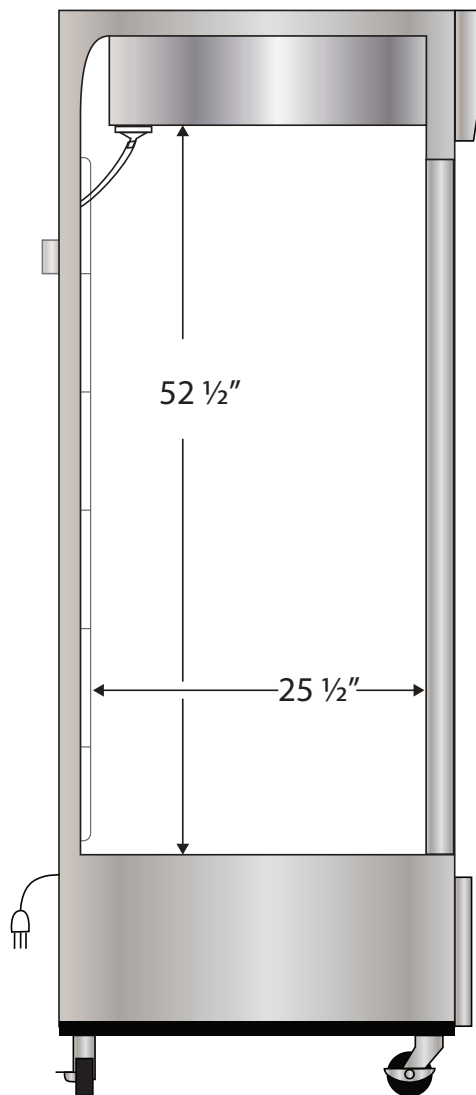


CUTSHEET

Front View



Side View



115VAC/60Hz/1PH
NEMA-5-15P

Cu. Ft	Defrost	Door	Int Door	Shelves	Interior Dim.			Refrigerant	H.P.	Amps	Weight
					W"	D"	H"				
23	Auto	1 Solid	0	3 Adj	21 1/2	25 1/2	52 1/2	R290	3/4	8	295 lbs.

Note: Interior dimensions are estimates and subject to change without notice